

Ethical leadership in the 21st century

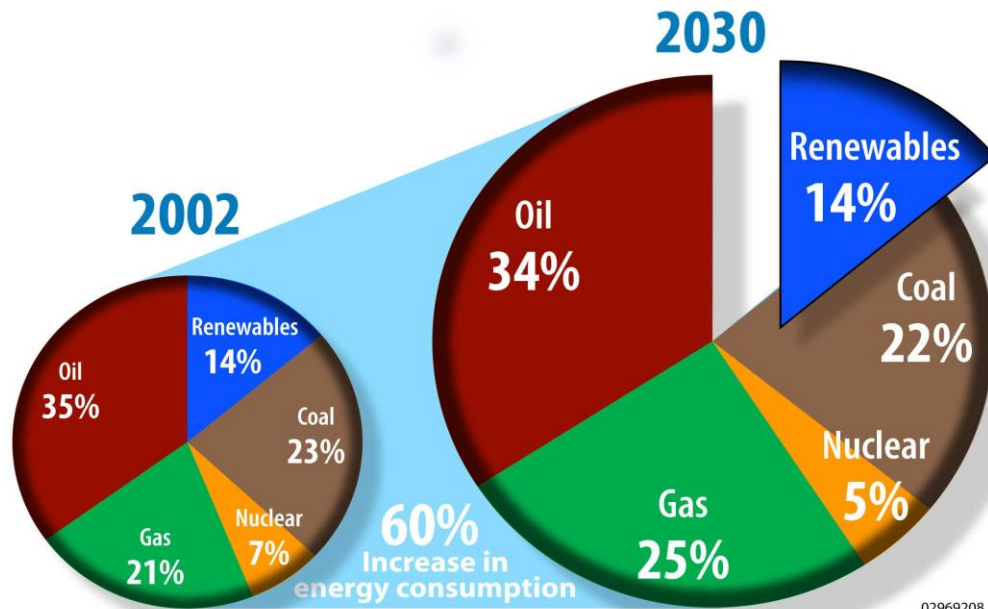
BEN-Africa Annual Conference
Accra: Ghana



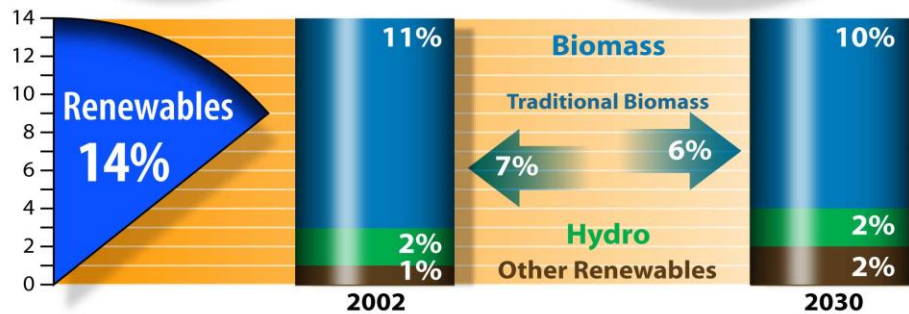
Issue no 1

Ecology/Energy





02969208

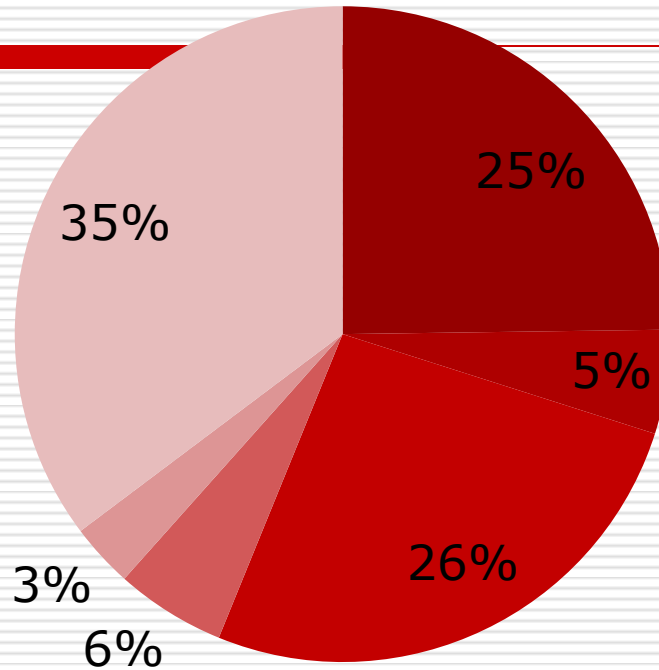


World Energy Consumption

(Million tons of oil equivalent (Mtoe))

(Source: http://www.un.org/esa/sustdev/sdissues/energy/op/beijing_re_egm/beijing_re_report.pdf)

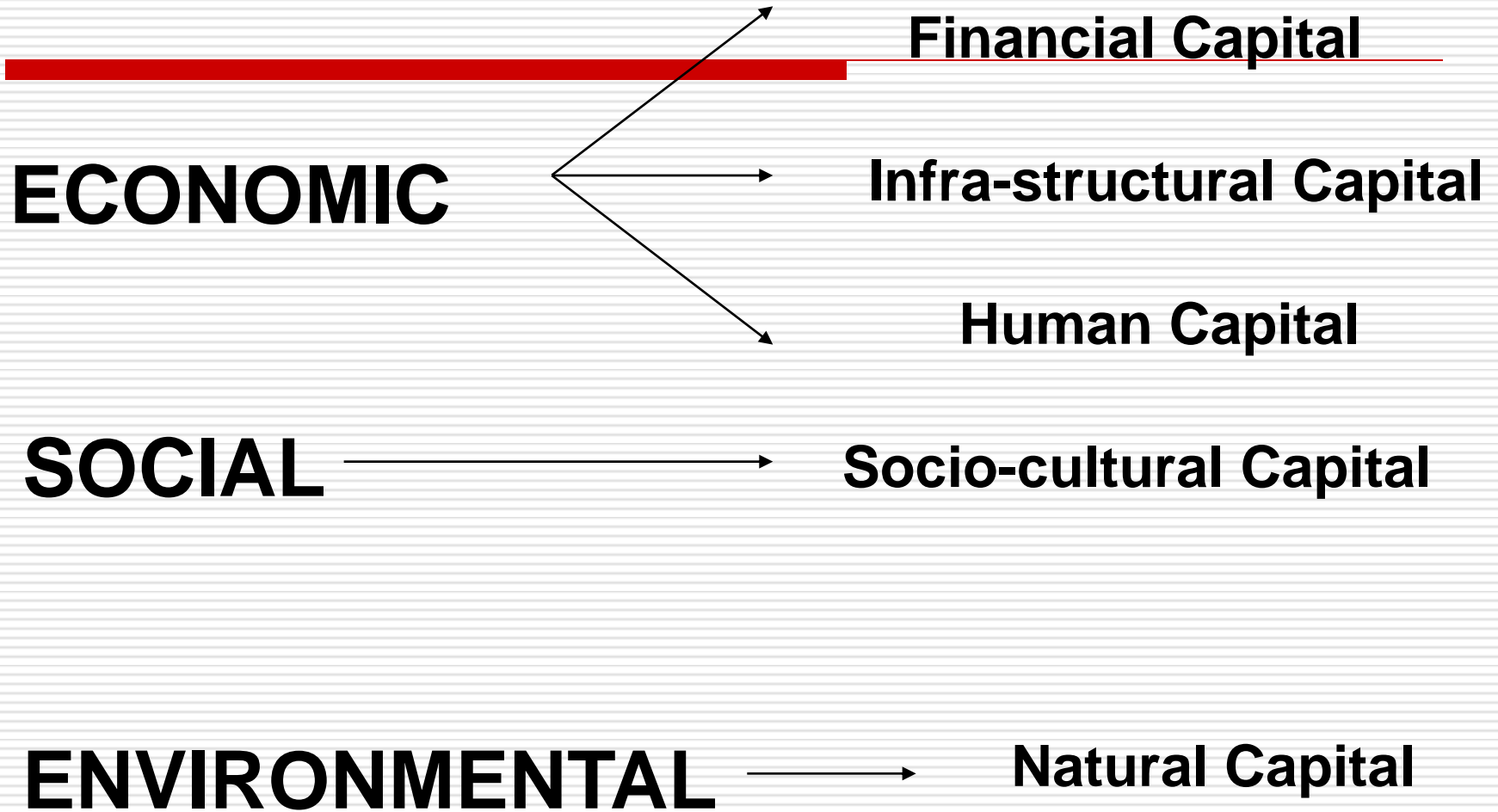
- North America
- South & Central America
- Europe & Eurasia
- Middle East
- Africa
- Asia Pacific



2008 Global Non-renewable Fuel Consumption

(Source: <http://www.bp.com/multipleimagesection.do?categoryId=9023755&contentId=7044552>)

The “capital” required for SD



New forms of justice

- Inter-generational justice
 - Ecological justice
-

Issue no 2: Inequality



Gini Coefficient

The Gini coefficient is a summary statistic of income inequality that varies from 0 (in the case of perfect equality where all households earn equal income) to 1 (in the case where one household earns all the income and other households earn nothing).

(**Source:** <http://www.sarpn.org.za/documents/d0000990/>)

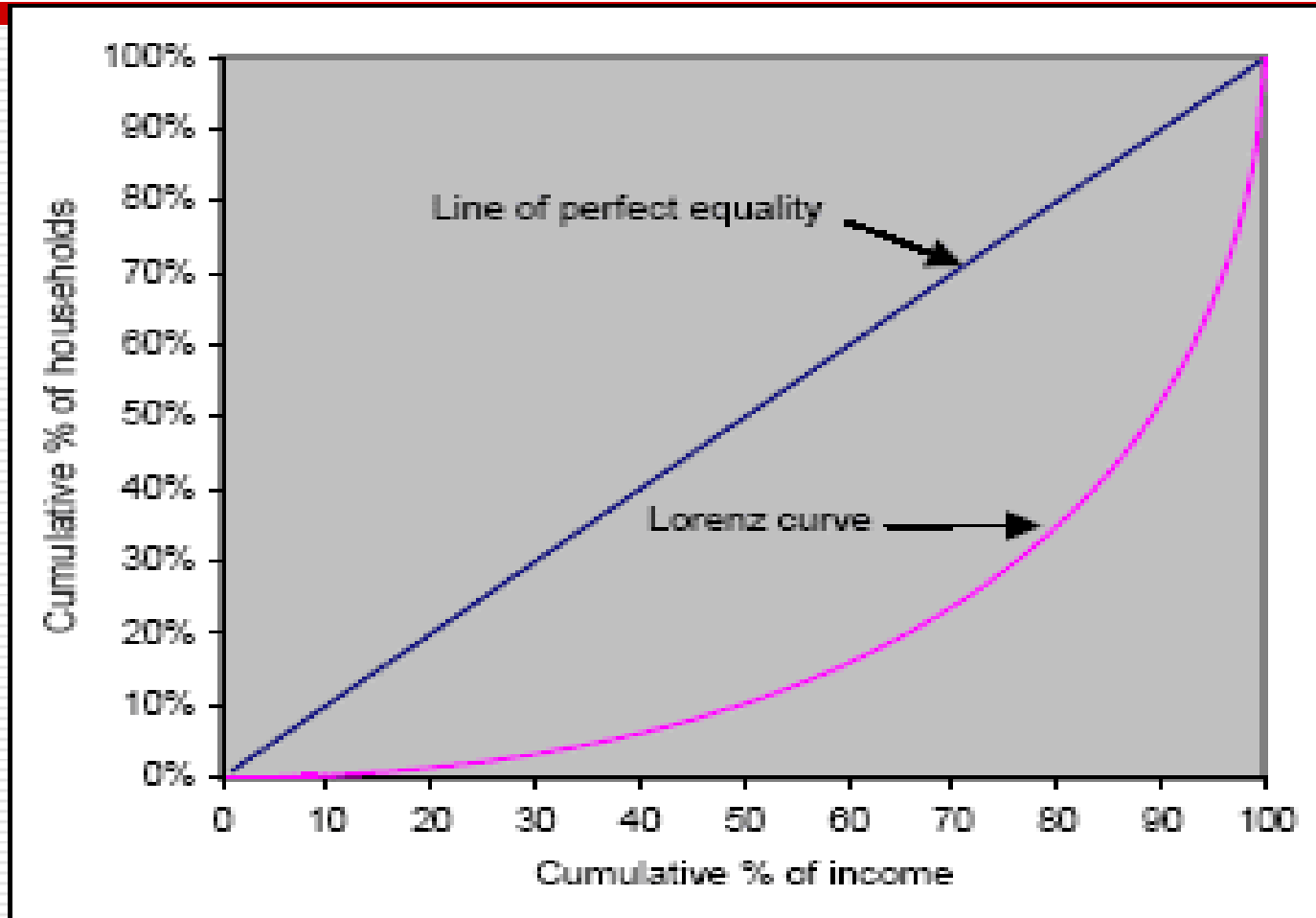
Lorenz curve

The Gini coefficient is calculated from the Lorenz curve that plots the cumulative percentages of total income received against the cumulative number of recipients, starting with the poorest household. The Gini measures the area between the Lorenz curve and a hypothetical line of absolute equality, expressed as a percentage of the maximum area under the line.

(Source: <http://www.sarpn.org.za/documents/d0000990/>)

Lorenz curve

(Source: <http://www.sarpn.org.za/documents/d0000990/>)



Top 10 Countries with lowest Gini Coefficients

(Source: adapted from: http://en.wikipedia.org/wiki/List_of_countries_by_income_equality)

Gini Coefficient		
Rank	UN Figure	Country
1	0.247	Denmark
2	0.249	Japan
3	0.25	Sweden
4	0.254	Czech Republic
5	0.258	Norway
6	0.258	Slovakia
7	0.262	Bosnia & Herz
8	0.269	Finland
9	0.269	Hungary
10	0.281	Ukraine

South Africa's position in the relation to the rest of the world

(Source: adapted from: http://en.wikipedia.org/wiki/List_of_countries_by_income_equality)

Gini Coefficient	Column1	Column2
	UN	
Rank	Figure	Country
112	0.538	Honduras
113	0.549	Chile
114	0.551	Guatemala
115	0.561	Panama
116	0.57	Brazil
117	0.578	South Africa
118	0.584	Paraguay
119	0.586	Colombia
120	0.592	Haiti
121	0.601	Bolivia
122	0.605	Botswana

Top 10 African Countries

(Source: adapted from: http://en.wikipedia.org/wiki/List_of_countries_by_income_equality)

Gini Coefficient	Column1	Column2
	UN	
Rank	Figure	Country
38	0.344	Egypt
42	0.346	Tanzania
45	0.353	Algeria
52	0.365	Benin
57	0.386	Guinea
61	0.39	Malawi
62	0.39	Mauritania
64	0.395	Burkina Faso
65	0.395	Morocco
66	0.398	Tunisia

Questions of justice

- Distributive and social justice
 - Global economic justice
-

Issue no 3: Trustworthy financial systems



DAD, I'M
CONSIDERING
A CAREER IN
ORGANISED
CRIME.

GOVERNMENT OR
PRIVATE SECTOR?



What is trust?

The positive assumption

that a person/organization will
interact with me/one another

on a reliable and predictable
basis

Aspects of trust

- Built on history of interaction = reputation
 - Risk of vulnerability (use or misuse trust)
 - Reality and perception driven
-

Reputable Brands



Standard Bank




Africa's next Big Man

Trusting Jacob Zuma



Aspects of trust



High trust = good business

INVESTOR CONFIDENCE

Majority outside
directors

Split
management
and directors

Formal
evaluation of
directors

Responsive to
info requests

Share premium:


UK 18% Italy 22% Indonesia 27% Africa 32%

Issue no 4: Hope for the future

- Leaders in the 21st century are required to be “futuring” agents: the gift of imagination
 - Barack Obama: Dare to hope and yes we can!
-

Copyright © The McGraw-Hill Companies, Inc. Permission required for reproduction or display.

Figure-Ground



Visionaries see an unlikely future that does not yet exist


- ML King: I have a dream
 - Nelson Mandela: Long walk to freedom
 - Victor Frankl: Quest for meaning of life
-



Ethical leadership: Key to our future

Scale 1:51,400,000

Azimuthal Equal-Area Projection



Boundary representation is not necessarily authoritative.

Are we up to the challenges?

